

CLOVERBUDDIES

**A 4-H EXPLORATION ACTIVITY SERIES FOR
CLOVERBUD MEMBERS**



SEPTEMBER 2025

PROJECT EXPLORATION:

WELCOME TO 4-H!



TAKE THE PLEDGE

How well do you already know the official 4-H Pledge? Using the Word Bank below, fill in the correct word in each of the blank boxes to complete the pledge. Don't worry, you will have it memorized soon!

I pledge my to clearer ,
my to greater ,
my to larger ,
and my to better ,
for my , my ,
my , and my .



Word Bank:

LIVING
LOYALTY
THINKING
SERVICE

HEAD
HANDS
HEALTH
HEART

CLUB
COUNTRY
COMMUNITY
WORLD

WHY 4-H?

Choosing to be a part of 4-H in La Crosse County is a decision that will help you as you grow up in school, life, with friends and with your future. Even after you graduate one day from being a 4-Her, you will always be an alum for life. Read below to see all the different pieces that will make up your 4-H journey this year!

FRIENDS

In 4-H, you can meet many youth. Some could live near your home and others might live far away. Some may be older than you, others may be younger. 4-H gives you the chance to make new friends!

4-H PROJECTS

When you sign up to be a Cloverbud, you can learn more about what interests you with the help of your parent/guardian, your 4-H leader, and the 4-H Cloverbud information you can get from your Extension Office.

ACTIVITIES & EVENTS

4-H helps you try to do something new and learn from others. Your parent/guardian will help you know what is going on in 4-H. Go ahead, explore what 4-H has to offer!



**4-H HELPS
YOU
BE YOUR
BEST!**

HELP FROM OTHERS




Teens and adults teach youth in the 4-H program. They will share what they know in a fun way. You can learn so much in 4-H!

THE 4-H CLUB MEETING

It's fun to meet with your friends. That is what a 4-H Club meeting is all about. It is usually once a month. In some clubs, Cloverbuds may attend the 4-H meeting. In other clubs, Cloverbuds may have their own meeting. Sometimes Cloverbuds may meet with the 4-H Club for a little time and then meet in their own group. Whenever the Cloverbuds meet in your club, remember, you are an important part of your 4-H Club!

FOUR LEAFED 4-H

Take a moment to color the 4-H filled with four leaf clovers! While you are coloring, brainstorm all the fun things you hope to accomplish this year.




4-H EMBLEM, PLEDGE, MOTTO, & SLOGAN FAST FACTS



The four-leaf clover is the official 4-H emblem.

The four H's stand for:

Head, **Heart**, **Hands**, and **Health**.



To Make the Best
BETTER

The 4-H motto is "Make the Best Better."


The 4-H slogan is "Learn By Doing."

Learn By Doing

The 4-H Pledge is:

4-H PLEDGE

I pledge my **HEAD** to clearer thinking,
my **HEART** to greater loyalty,
my **HANDS** to larger service,
and my **HEALTH** to better living,
for my club, my community,
my country, and my world.



The colors of 4-H are green and white. Green stands for youth and springtime. White stands for purity.

4-H Review

The best way to learn more about the 4-H program is to talk to people about it - your schoolmates, club members or other adult leaders. To practice your interviewing skills, pick a person from your club and ask them the questions below. Write down their answers in the space provided. Feel free to ask more questions!

MY NAME IS:

WHAT IS YOUR FAVORITE THING ABOUT 4-H?

WHAT PROJECTS ARE YOU INVOLVED IN?

ONE THING I WANT TO DO IN 4-H THIS YEAR IS:

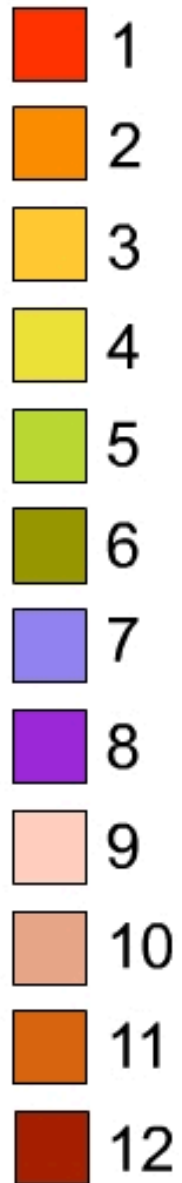
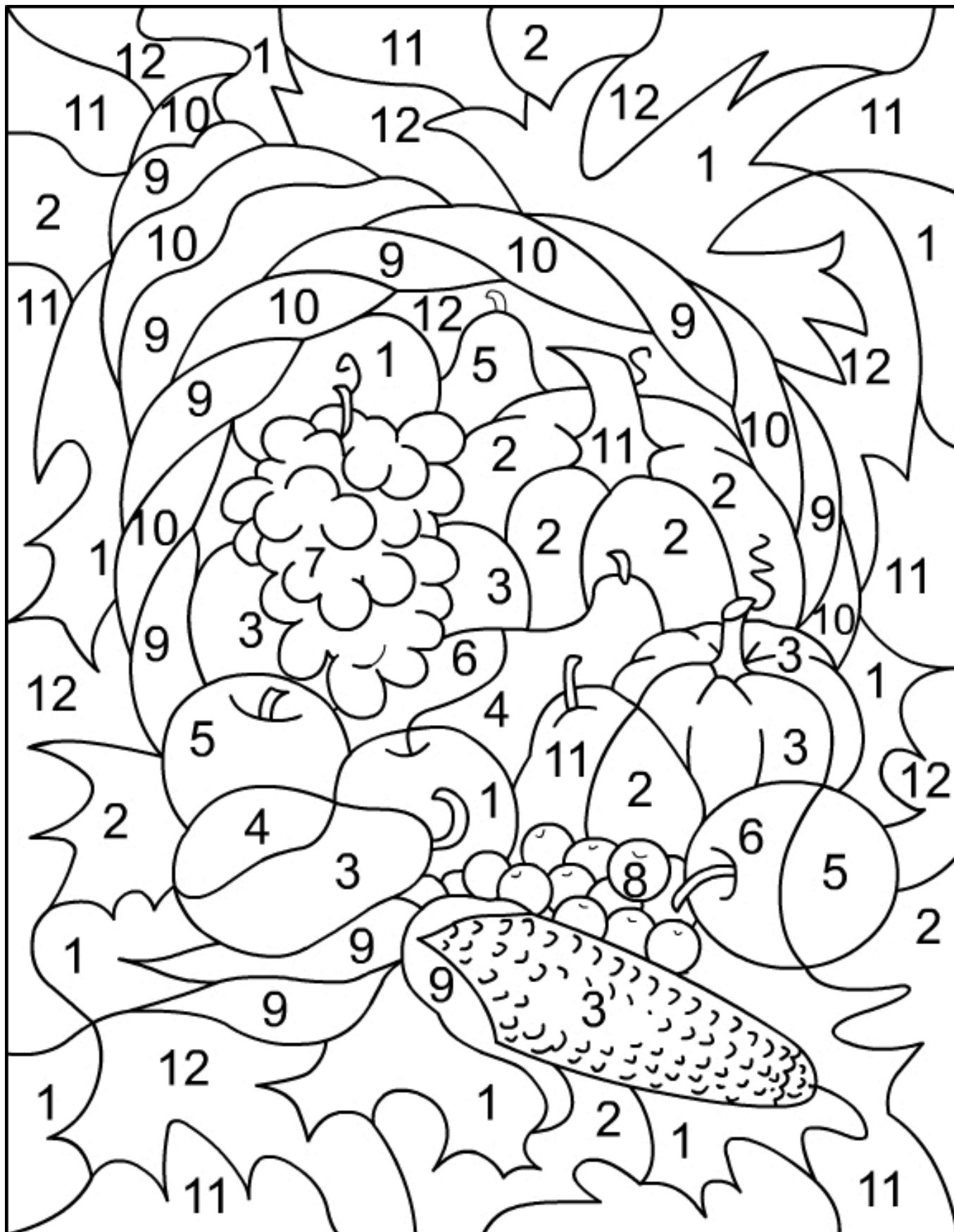
HOW MANY YEARS HAVE YOU BEEN A 4-H MEMBER?

I AM IN THIS CLUB:

WHAT IS 1 PIECE OF ADVICE YOU WOULD GIVE TO A CLOVERBUD?

FALL HARVEST

September always marks the beginning of fall, and the start of not just another school year, but 4-H year too. Color the picture below and think about all the fun things that await you on your 4-H journey this year!



FAIR PROJECT! DISPLAY OR POSTER OF 4-H CAMP OR 4-H ACTIVITY 14"x22"


4-H has SO many different activities! Make a display or poster with pictures, stories, drawing, or anything else about your favorite 4-H Camp or Activity like a Club Meeting or Clover College!



4-H Club Meeting



At our club meeting I had so much fun!



We did arts and crafts



We voted on what activity to do at our next meeting

Materials:

- 14"x22" Poster Board
- Colored Paper
- Scissors
- Markers, Colored Pencils, Pens
- Glue or tape
- Glitter / Poms / Stickers
- Other Craft Supplies
- Adult!

Directions:

- Have an adult help you print and cut out pictures about the 4-H Camp or Activity you want to talk about!
- Glue the pictures onto colored paper as a background or frame for your picture for added color, then glue that framed picture to your poster!
- Now add any writing describing your pictures, or the 4-H Camp or Activity.
- You can also decorate the poster with doodles or other decorations.

Some things to consider:

- What was the name of this 4-H Camp or Activity?
- What was your favorite part?
- Would you attend again?

This can be a fair exhibit, Department 17, Class A, Item 29;
Display or poster of 4-H Camp or other 4-H Activity 14"x22"!
Visit www.lacrosseinterstatefair.com after June 1st, and you can enter this exhibit on the registration.

AUGUST ANSWER KEYS

Answers to all Cloverbuddies activities will appear on the back cover of the following month's issue. For answers to this issue, watch for next month's installment of Cloverbuddies!

Wood Working

Crossword:

ACROSS:

- 4. Square
- 5. Lathe
- 8. Hammer
- 9. Table Saw
- 10. Clamps
- 12. Jointer
- 13. Bench
- 14. Jig Saw

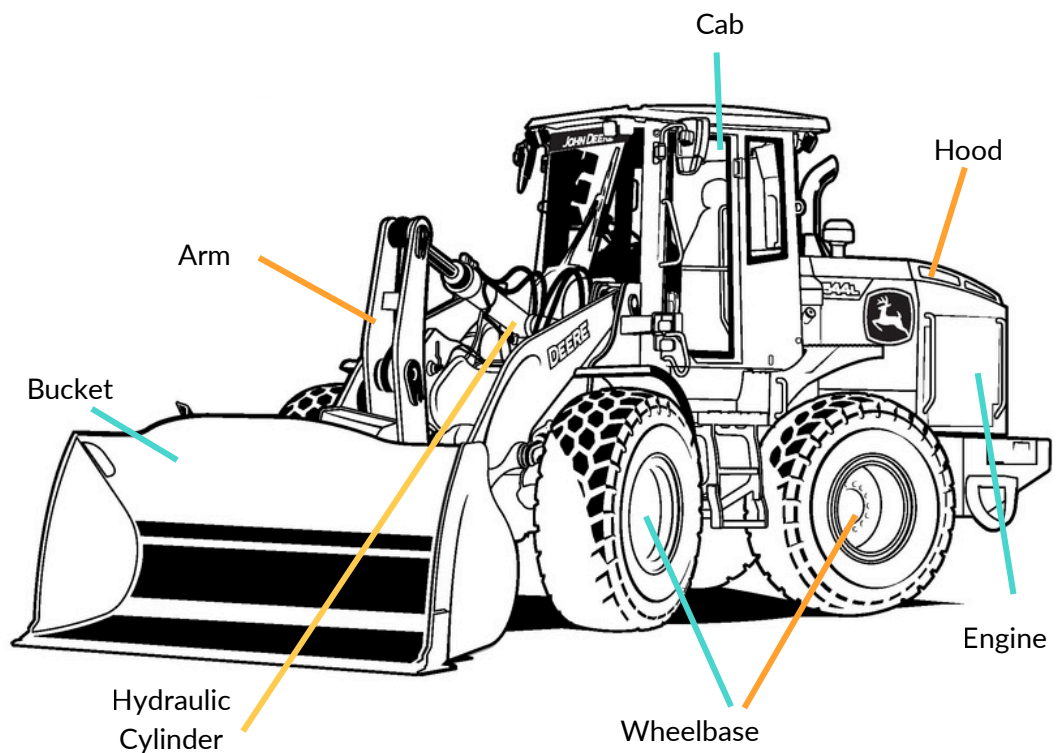
DOWN:

- 1. Router
- 2. Vise
- 3. Band Saw
- 6. Drill Press
- 7. Chisel
- 11. Planer
- 15. Wood

Bicycle Basics

- | | |
|-----------|-----------|
| 1. Helmet | 6. Bright |
| 2. Injury | 7. Signal |
| 3. Seat | 8. Brakes |
| 4. Tires | 9. Right |
| 5. Both | 10. Left |

Agriculture Machinery



An EEO/AA employer, University of Wisconsin-Extension provides equal opportunities in employment and programming, including Title VI, Title IX, and the Americans with Disabilities Act (ADA) requirements.