

CLOVERBUDDIES

**A 4-H EXPLORATION ACTIVITY SERIES FOR
CLOVERBUD MEMBERS**



JULY 2025

PROJECT EXPLORATION: INTERNATIONAL PROGRAMS



AFRICAN BANANA FRITTERS

There are different foods that each family, culture, country and even continent hold dear and make through generations. Can you think of any foods that the recipe has been handed down through your family? Try making this recipe below for Banana Fritters which originates from Western Africa, and are popular in the Caribbean as well!

INGREDIENTS

- 1 & 1/4 cups All-Purpose Flour, gluten free if needed
- 1 tsp Salt
- 1/2 cup Sugar
- 3 Ripe Bananas
- 1/3 cup Cooking Oil

INSTRUCTIONS

1. With the help of an adult, heat oil in a frying pan over medium-high heat.
2. In a medium bowl mash bananas with a fork until chunky, add the sugar, and combine until the sugar has dissolved into the banana.
3. In a separate bowl add flour and salt. Pour in the banana mixture and stir well until all the flour is worked in. You will need to use some elbow grease to get everything evenly combined.
4. When the oil is hot, have your adult help you scoop in the banana fritter batter (try saying that 10 times fast) by the spoonful. Fry on both sides for 3-5 minutes until brown.
5. After frying drain on a paper towel-lined plate. Serve warm. Enjoy!



PASSPORTS

If you ever travel to another country, you will need a piece of identification called a “passport.” Every international traveler has one. A passport is a small document that identifies you and authorizes you to travel. Fill out your passport with the information below and get ready to travel the world. What places do you want to travel that you might need your passport for?



United States of America

Last Name:

First Name:

Place of Birth:

Date of Birth:

(print a picture
of you and
tape it here)

☐

Female

☐

Male

(check one)

TULIP FEVER

At the beginning of the 17th century, especially in the Netherlands, tulips became so popular that they transformed into a major trading product! Tulip bulbs were sold for unbelievably high prices. Color in the Amsterdam scene below showing off the most beautiful tulips you can still find there today.



TRAVELING MAD LIBS

Complete the Mad Lib on the next page by coming up with 1 word that fits the category for numbers 1-19 below. Then, transfer that numbered word you came up with onto the matching numbered line on the next page. When you are done, read your funny mad lib to a friend! Bon Voyage!

1. ADJECTIVE: _____

2. ADJECTIVE: _____

3. NOUN: _____

4. NOUN: _____

5. PLURAL NOUN: _____

6. GAME: _____

7. PLURAL NOUN: _____

8. VERB ENDING IN "ING": _____

9. VERB ENDING IN "ING": _____

10. PLURAL NOUN: _____

11. VERB ENDING IN "ING": _____

12. NOUN: _____

13. PLANT: _____

14. PART OF THE BODY: _____

15. A PLACE: _____

16. A VERB ENDING IN "ING": _____

17. ADJECTIVE: _____

18. NUMBER: _____

19. PLURAL NOUN: _____

Noun: A person, place, or thing. Example: Apple, Bicycle, Box

Plural Noun: Multiple things, hint: add an "s". Example: Apples, Bicycles, Boxes

Adjective: A word that describes. Example: Red, Tall, Square

Traveling Mad Libs

Complete the Mad Lib below by copying the words you came up with on the previous page onto the matching-numbered lines below. When you are done, read your funny mad lib to a friend!

A vacation is when you take a trip to some (1)_____ place with your (2)_____ family. Usually, you go to some place that is near a/an (3)_____ or up on a/an (4)_____. A good vacation place is one where you can ride (5)_____ or play (6)_____ or go hunting for (7)_____. I like to spend my time (8)_____ or (9)_____. When parents go on a vacation, they spend their time eating three (10)_____ a day, and fathers play golf and mothers sit around (11)_____. Last summer, my little brother fell in a/an (12)_____ and got poison (13)_____ all over his (14)_____. My family is going to go to (the) (15)_____, and I will practice (16)_____. Parents need vacations more than kids because parents are always very (17)_____ and because they have to work (18)_____ hours every day all year making enough (19)_____ to pay for the vacation.

MANDALA PASTA

Mandalas were created in the 4th century in service of one of the world's largest religions, Buddhism. They were produced in Tibet, India, Nepal, China, Japan, Bhutan, and Indonesia! Mandalas have a therapeutic because when you create them you use repetitive movements and stay focused which leads to mindfulness and being present. Follow the directions below to make your own mandala from colored pasta!

MATERIALS

- Dried Pasta of various shapes and sizes
- Plastic ziploc-type bags
- Rubbing alcohol
- Food Coloring (liquid not gel) OR liquid watercolor paint
- Sturdy paper plates
- Glue



HOW TO MAKE COLORED PASTA

1. Place your pasta shapes in the plastic bag, one bag per color.
2. Add a tablespoon or so of rubbing alcohol, close the top, and massage the bag to distribute the alcohol.
3. Open the bag, add your food coloring or liquid watercolor paint, close the bag again and massage to distribute the color.
4. Spread the pasta out on cookie sheets or a wax paper-lined surface to dry.

HOW TO MAKE PASTA MANDALA

1. Arrange your pasta on your paper plate, starting with a small design in the middle.
2. Continue to make designs that radiate from the center. (see picture above for an idea).
3. Mandalas are all about balance and symmetry, so keep that in mind while making your design - but make it your own!
4. Once you have your design finalized, you can glue your pasta in place to keep it forever.

LANGUAGE OF LOVE

Learning about international countries often means learning new languages. English, what we speak in the United States, is not the main language spoken in every country. Complete the word search below to learn how to say “I Love You” in 15 different languages! Can you find them all?

S I C H L I E B E D I C H I A
A L E N G O H O I N E I H K N
R O F X Y Q F S D A B I M H A
A V T E C H I H H I L A A O B
N E K H E T J O U L I E F U E
G Y A I N V P R L I S S W V H
H O D O O S E T D A R A M A I
E U G T E A M O V E R R A N B
Y X F E F E B E M I A T E J A
O W O A I N I C W M A Y N O K
Y A T E B Y A L T U B L Y U X
I K H H O B D I K H O M A I T

WORD BANK:

- I LOVE YOU (English)
- ICH LIEBE DICH (German)
- EK HET JOU LIEF (Afrikaans)
- IK HOU VAN JOU (Dutch)
- YA TEBYA LYUBLYU (Russian)
- SARANG HEYO (Korean)
- DOOSET DARAM (Farsi)
- WO AI NI (Mandarin)
- JE TAIME (French)
- TI AMO (Italian)
- TECHIHHILA (Sioux)
- TE AMO (Spanish)
- ANA BEHIBAK (Arabic)
- NGOH OI NEIH (Cantonese)
- IKH HOB DIKH (Yiddish)

FAIR PROJECT! PAPER LANTERN (SIMPLE ART OR CRAFT)

Paper lanterns came from ancient China originally! First used for religious purposes, they later became adopted by various Asian cultures to symbolize joy, prosperity, and good fortune.



Materials:

- Colored Paper
- Scissors
- Pencil
- Stapler
- Adult!

Directions:

1. Have an adult help you cut two strips down the long side of one of the sheets of the paper and then set aside.
2. Fold the second sheet of paper in half to form a long skinny rectangle. Draw pencil marks as a guide to cut from the folded edge almost to the other side - but don't cut through the whole paper!
3. Unfold and then roll this paper until both ends meet - and staple it into place! This is the outside of the lantern!
4. Now roll up that first sheet of paper and insert into the lantern, and staple into place.
5. You can use the two strips cut off the first piece to decorate, or decorate any other way you'd like!

Some things to consider:

- What kind of occasion would you make this lantern for?
- Have you seen paper lanterns anywhere else, in any movies or TV shows or in person?

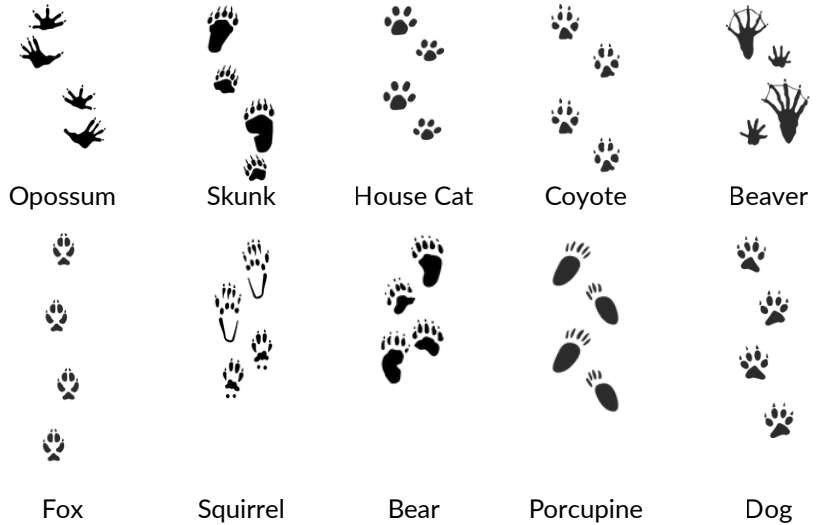

This can be a fair exhibit, Department 17, Class A, Item 24; Simple Art or Craft! Visit www.lacrosseinterstatefair.com after June 1st, and you can enter this exhibit on the registration.

JUNE ANSWER KEYS

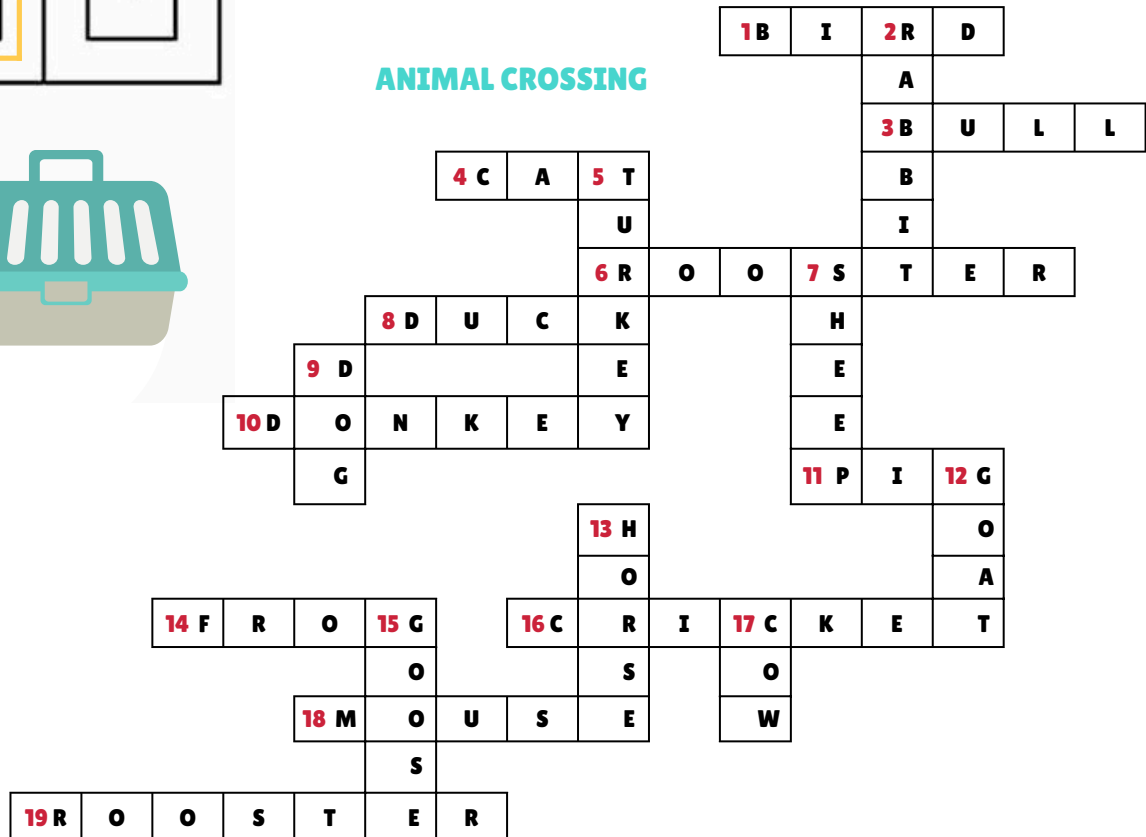
Answers to all Cloverbuddies activities will appear on the back cover of the following month's issue. For answers to this issue, watch for next month's installment of Cloverbuddies!

COVER YOUR TRACKS

KITTEN CROSSING



ANIMAL CROSSING



An EEO/AA employer, University of Wisconsin-Extension provides equal opportunities in employment and programming, including Title VI, Title IX, and the Americans with Disabilities Act (ADA) requirements.