

# CLOVERBUDDIES

**A 4-H EXPLORATION ACTIVITY SERIES FOR  
CLOVERBUD MEMBERS**



**JUNE 2024**

## PROJECT EXPLORATION: ANIMAL SCIENCES



UW-MADISON EXTENSION  
LA CROSSE COUNTY

# ANIMAL ALPHABET

There are so many different kinds of animals on our earth, it would be impossible to name and learn about them all! But can you think of an animal that starts with each letter of the alphabet? An example has been done for you. Let's see how many animals you can get!

A \_\_\_\_\_

B \_\_\_\_\_

C \_\_\_\_\_

D \_\_\_\_\_

E \_\_\_\_\_

F \_\_\_\_\_

G \_\_\_\_\_

H \_\_\_\_\_

I \_\_\_\_\_

J \_\_\_\_\_

K \_\_\_\_\_

L \_\_\_\_\_

M \_\_\_\_\_

N \_\_\_\_\_

O \_\_\_\_\_

P \_\_\_\_\_

Q \_\_\_\_\_

R \_\_\_\_\_

S \_\_\_\_\_

T \_\_\_\_\_

U \_\_\_\_\_

V \_\_\_\_\_

W \_\_\_\_\_

X enon (a kind of bird)

Y \_\_\_\_\_

Z \_\_\_\_\_

# HELPFUL HEDGEHOGS

While many people have pets, some people can't because of things like allergies, schedules, and where they live. Some people who have allergies, can get pets who are "hypo-allergenic" - one of these pets are hedgehogs. Create your own paper hedgehog below so you can have one for yourself!

## MATERIALS:

- Construction paper - light and dark brown, and your favorite color
- White paper
- Black marker
- Scissors
- Glue



## INSTRUCTIONS:

1. Cut a teardrop (with the pointy end curving up a little bit) out of your light brown construction paper for your hedgehog's body.
2. Next cut out a shape for the nose of your hedgehog, like a heart or a circle. Glue this to the pointy tip (aka nose) of your hedgehog.
3. Using your black marker, draw an eye with a pupil on your white paper, then cut it out and glue it where you want it on the front part of your hedgehog's body.
4. Cut your dark brown paper into short strips and then fold them in half (so that they look like squares when folded).
5. Glue your squares down in row on your hedgehog to make his spikes. Put aside to dry and your super cute hedgehog is finished!

# PRETTY POLLINATORS

Did you know that pollinators help grow food for not only us but pets and livestock as well? Color in the scene below and see how many pollinators you can name!



# ALL ABOUT MY PET

It's time to tell the world about your pet! In this exercise, fill out the information below about your pet and draw a picture of it in the box provided. If you do not have a pet at home, pick a friend's pet or make up what your dream pet would be like. Then, share your pet profile with a friend!

**MY PET IS A:**

---

**MY PET'S NAME IS:**

---

**MY PET EATS:**

---

**MY PET IS SPECIAL BECAUSE:**

---

---

**MY PET REALLY LOVES:**

---


---

**I LOVE MY PET BECAUSE:**

---


---

---




# VET VISIT

The most important thing for any animal is its health. Just like you go to the doctor regularly for checkups and to stay healthy, animals go to a special animal doctor called a “veterinarian”. Many veterinarians do the same things a regular doctor does - give shots, take temperatures, and give medicines. Color in the picture below of someone leaving their latest vet visit!



# BRIDLE UP COWBOY

One of the most popular projects in La Crosse County is the Horse Project, which you can join when you're older! The Horse Project teaches responsibility and care of the horses as well as how to be a great rider and show exhibitor. See if you can match the parts of the bridle to their correct spots below!



Cheek piece  
Bit

Noseband  
Browband

Reins  
Crownpiece

Throatlatch

# FAIR PROJECT! POSTER OF PET WITH PICTURE AND INFORMATION 14"X22"

Pets are a huge part of our lives! Follow the instructions below to create your own poster of your favorite (or only!) pet, once you're finished you can enter the poster into the fair!



## Materials:

- Construction Paper
- Poster Board 14"x22"
- Pictures of your pet
- Glue
- Writing/Coloring Utensils

## Directions:

1. Have an adult help you cut out pictures of your pet and glue/tape them to your poster.
2. Decorate your poster with as many colors, shapes, and information you want!

**What should you include on your poster? Here are a few ideas, your pet's:**

- Name
- Age
- Breed
- Favorite toy
- Tricks your pet might know
- Favorite activity

## My Dog Buddy!



Buddy knows how to bow

Buddy's Toy



Buddy's Treats


This can be a fair exhibit, Department 17, Class A, Item 1; Poster of pet with picture and information 14"x22"! Visit [www.lacrosseinterstatefair.com](http://www.lacrosseinterstatefair.com) after June 1st, and you can enter this exhibit on the registration.



# MAY ANSWER KEYS

Answers to all Cloverbuddies activities will appear on the back cover of the following month's issue. For answers to this issue, watch for March's installment of Cloverbuddies!

## MAZE OF RECYCLING:



## WASTE SEARCH:

F	U	E	F	O	O	D	S	C	R	A	P	S	Z	Y	W	S	W	T	D	V
E	Q	A	M	V	L	Z	G	S	H	D	O	L	P	G	A	F	K	S	D	
Z	D	E	Y	U	C	I	O	K	Q	P	T	V	H	T	H	K	R	B	I	
R	I	I	V	E	Q	O	T	Y	C	U	N	N	R	R	X	D	W	B	K	
D	O	B	M	R	H	O	K	T	T	E	F	L	V	E	U	Z	Y	S	I	
X	A	B	B	N	R	H	W	L	E	Z	L	B	H	E	C	H	Z	D	Z	
A	W	V	J	R	Y	E	Z	X	P	R	O	O	U	R	Y	Y	O	A	W	
N	P	A	M	E	Z	R	U	R	I	C	K	V	J	I	Q	Q	C	A	T	
W	K	G	T	D	U	N	R	S	K	Z	S	D	G	G	G	Z	N	L	M	
N	C	A	P	U	G	B	M	R	E	K	M	D	P	D	V	A	D	B	E	
C	Y	R	I	C	C	A	R	D	B	O	A	R	D	L	U	B	M	Q	Z	
W	J	B	C	E	J	G	E	U	A	P	Y	M	Z	K	A	L	W	Z	A	
A	D	A	Z	V	R	M	N	P	V	L	P	U	U	Y	Q	S	O	F	E	
I	N	G	B	K	I	B	V	R	X	C	U	I	C	N	R	C	T	V	N	
Y	C	E	D	M	M	B	I	V	H	W	R	M	M	L	G	C	Q	I	Z	
S	Y	P	T	Z	D	Z	R	O	P	E	T	B	I	G	U	S	M	P	C	
P	G	X	L	U	C	T	O	K	A	J	L	Z	T	N	J	P	Y	W	K	
H	C	L	Z	E	M	Z	N	J	P	N	S	A	J	Y	U	T	S	B	C	
S	K	Q	A	D	Y	L	M	G	E	B	W	B	N	B	C	M	J	J	D	
O	I	S	C	S	W	T	E	R	R	G	P	G	W	D	O	L	F	Z	O	
R	D	N	H	L	S	X	N	N	B	K	D	X	Y	L	F	H	Q	C	R	
N	Y	A	I	Z	D	C	T	V	G	R	I	G	C	F	J	I	J	I	Z	
B	W	V	I	K	C	E	C	I	J	Z	P	K	D	A	S	K	L	K	C	
X	O	W	Q	X	V	Q	O	R	L	R	F	G	B	V	N	T	M	L	V	
W	A	S	T	E	K	G	R	O	H	U	W	B	W	T	B	S	P	I	K	



An EEO/AA employer, University of Wisconsin-Extension provides equal opportunities in employment and programming, including Title VI, Title IX, and the Americans with Disabilities Act (ADA) requirements.