

# CLOVERBUDDIES


**A 4-H EXPLORATION ACTIVITY SERIES FOR  
CLOVERBUD MEMBERS**



**MARCH 2024**

PROJECT EXPLORATION:

## PERFORMING ARTS



UW-MADISON EXTENSION  
LA CROSSE COUNTY

# ACTING OUT

Acting is a fun and favorite type of Performing Art!

Using a scissors and adult help, carefully cut out the slips of actions below. Fold them up, and pick them one at a time to act in front of your friends or family. Have them try to guess what action you are acting out!



Sweeping The Floor

Riding a Rollercoaster

Reading A Book

Washing A Car

Grocery Shopping

Jumping Rope

Playing Tug Of War

Filling Up A Glass Of Water

Wild Card (make up your own)

Wild Card (make up your own)

Which action was the easiest for you to act out?

Why?

Which action was the hardest for you to act out?

Why?

How many actions did your partner guess correctly?

# SHADOW SHOW STAGE

Did you know detectives use science to solve crimes? You can use science to uncover your fingerprints by following the directions below!

## MATERIALS:

- Parchment Paper
- Copy Paper Box/Large Box
- Box Cutter/Scissors
- A Marker
- Tape
- Wood Dowels, Popsicle Sticks, or Straws
- Black Poster Board or Construction Paper




## DIRECTIONS:

1. Make your Puppet Window - place your box bottom faced up. Draw a rectangle leaving a half inch border around the edges and cut this rectangle out with your box cutters. Cover this window by taping a piece of parchment paper over the opening. (This is the back of your theater)
2. Construct the theater top - cut out a theater marquee sign of your extra cardboard! Tape or glue this to the top of your theater.
3. Draw and cut out your puppets - after you've decided on the type of show you're wanting to put on, then cut out shapes of your characters from your black poster board/construction paper. Then attach these to your wood dowels, popsicle sticks or straws!
4. Put on your show!


Source: <https://www.ehow.com/13726117/diy-shadow-puppet-theater-box>

# INSTRUMENTALS

Few musicians can master multiple instruments, but it's important to try new things! Color in the instruments below, and then see if you can write their name next to them on the line!



---



---

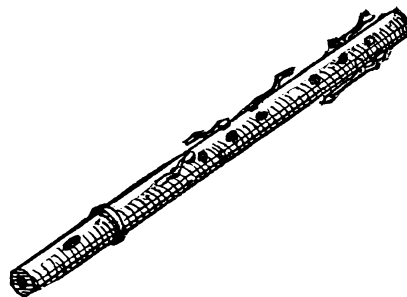
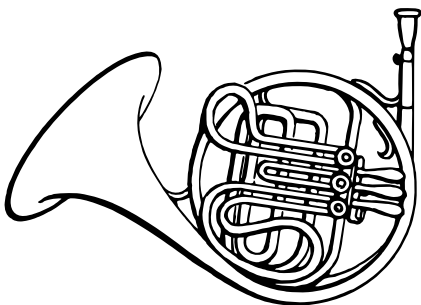


---




---

---



---



# ACTING MASK – AND FAIR PROJECT!

One huge part of the performing arts is making sure your costumes match your performance! Masks can help complete your costume and would look depending on if you were putting on a concert, showing a Shakespeare play, showing a play on grease, or having a dance recital! Follow the instructions below to create your own performance mask, which you can enter in the fair this year if you'd like!

## MATERIALS:

- An Adult to Help!
- Scissors / Box Cutters
- Paper Plate / Construction Paper / Cardboard / Felt
- String / Ribbon
- Coloring materials (paint, markers, crayons)
- Tape or glue



## DIRECTIONS:

1. Decide what shape you want your mask to be. Draw that shape on your material.
2. With help from an adult, cut out the shape of your mask from the material you've chosen. (You could make another face, an animal, or a masquerade mask!)
3. Decorate the mask to look how you would like it using what you've got!
4. Measure your string / ribbon to fit around your head. Tape or glue your string / ribbon to the sides of your mask.



This can be a fair exhibit, Department 17, Class A, Item 18; Wearable art; jewelry, painted, tie-dyed, embroidered or applique clothing, etc.! Visit [www.lacrosseinterstatefair.com](http://www.lacrosseinterstatefair.com) after June 1st, and you can enter this exhibit on the registration.

# DANCE STEPS

Dance is made up of many different movements, of many different parts of your body! Some of the movements of dance are listed below. Try them out, then see if you can combine a few into a fluid dance!



## UPPER BODY

- Clap
- Shake
- Roll
- Swing
- Reach
- Shoulder Roll

## HEAD AND NECK

- Nod
- Tilt
- Look
- Bop

## LOWER BODY

- Squat
- Jump
- Knee Lift
- Kick
- Tap
- Tippy Toes
- Slide



## MIDDLE BODY

- Pump
- Bend
- Twist





# PERFORMANCE SEARCH

Talent agents search for performers to fill spots in their teams. Can you search for the theater arts words below and find them all for your team?

T	C	W	D	V	X	C	K	Z	F	J	P	V	Q	L
I	L	Q	A	K	B	Q	W	U	C	K	L	T	I	W
D	A	N	C	E	T	O	O	L	G	A	E	U	E	F
S	Z	O	S	W	P	E	P	T	A	L	K	B	I	U
M	Q	P	K	D	F	T	H	J	C	O	Z	A	O	B
A	K	R	S	Z	I	T	C	O	S	T	U	M	E	S
C	Q	O	H	U	U	R	Y	V	D	X	W	J	A	X
T	P	P	E	S	V	Q	E	O	T	Q	F	G	V	L
R	S	S	E	Z	U	E	G	C	F	N	Q	G	O	W
E	T	Z	T	P	B	I	Y	J	T	D	K	S	I	H
S	A	C	M	K	L	F	A	I	G	O	K	P	D	F
S	G	B	U	T	H	A	H	W	W	I	R	D	T	Y
M	E	E	S	D	X	R	Y	Y	S	C	R	I	P	T
E	L	V	I	D	X	C	D	Y	G	R	I	B	S	S
B	A	Y	C	O	N	C	E	R	T	T	K	P	Z	P

SHEET MUSIC  
PEP TALK  
DANCE

COSTUMES  
CONCERT  
PLAY

DIRECTOR  
SCRIPT  
PROPS

ACTRESS  
TUBA  
STAGE



**FEBRUARY ANSWER KEYS**

**MORSE CODE**

- 1.     H    I
- 2.     C    A    T
- 3.     F    A    I    R
- 4.     H    O    R    S    E
- 5.     P    O    U    L    T    R    Y